

# Sheridan County 4-H

## Monthly Newsletter




### What's Inside?

Enrollment Reminder	2
Treats for Troops	2
Christmas Stroll	3
Big & Upcoming	3
Enrollment Instructions	4-6
Leader Resources	7
Club Meetings	8
Achievement Day Highlights	9-11
Calendar - Nov and Dec	12
Cookbook Flyer	13



I pledge my head  
to clearer thinking,  
My heart to greater loyalty,  
My hands to larger service,  
My health to better living,  
For my club,  
My community,  
My country,  
And my world.

Happy November! I hope you all are having a great and eventful fall.

I had the opportunity this fall to attend our National 4-H Educator Conference in New Orleans, LA. It was an amazing trip and I learned so much at the conference I am excited to share with all of you. I even got to hold an alligator when I was there! I also want to give a huge shout out to Katy and Savannah who made it possible to go on this trip right before Achievement Day! Thanks for all of their hard work to make sure Achievement Day ran smoothly.

Congratulations to all 4-Her's from the 2015-2016 year. Your hard work over the last year really paid off! You guys make me so proud to work in this county as 4-H educator. If you were unable to attend make sure you get in touch with your 4-H leader or the extension office to get your awards and pick up your record books.

Coming up this month we are doing Treats for Troops. This is a statewide community service project where each county bakes cookies to send to a soldier that is stationed away from their homes during the holiday season. If you know someone who is stationed away from home this holiday season and would like to send them some cookies please get me an address and we will send them a box of cookies. Also if you have a vacuum sealer, please bring it when we package cookies. The more that we have the better it will be.

Thank you all for a great last 4-H year! I am looking forward to what this year has in store for all of us!

-Liz Shaffer



## November 2016

Did you enroll yet?

## TO DO LIST

- Enroll in 4-H*
- <https://wy.4honline.com/>
- 
- Step by step*
- instructions on page 4-6*

Forgot your 4HOnline password?  
Call the Office, we can re-set it for you!

**Dog Project**  
**Making Dog Treats Activity**

Saturday November 5th  
9am to noon  
Extension Office Room 131

For more info contact Susie Terry

# Treats for Troops

Sheridan County 4-H will again be participating in this Statewide community service project. Baking and packaging as many cookies as we can!! Last year, we came in 2nd place with 146 dozen cookies.



**Here are the reserved times for Clubs to use the Kitchen at the Extension Office.**

**There are still available times, call Liz to reserve a spot!**

### Sunday November 13

**6pm - Packaging Cookies - ALL CLUBS**

*Bring your vacuum sealer if you have one!*

### Friday November 11

12 noon to 8pm - OPEN

### Saturday November 12

8am to 10am - OPEN

10am to 12 noon - Critters, Crafts, & Cooking

12 noon to 2pm - WyoTana Grizzlies

2pm to 8pm - OPEN

### Sunday November 13

8am to 12 noon - OPEN

12 noon to 3pm - Big Horn Cowboys

3pm to 5pm - Sheridan Livestock

5pm to 6pm - OPEN

We also need addresses of servicemen and women. They can be stationed anywhere in the world. If you know of someone or have contact information for people in the community, please email Liz at [lshaffe1@uwyo.edu](mailto:lshaffe1@uwyo.edu).

## Beginning Sewing/Quilting Workshop

Saturday November 19th

9am to 3pm

Extension Office Room 131



There also will be a wool felting workshop this winter. Once that date is scheduled, we will let you know!



---

# Christmas Stroll

Friday November 25th

4 pm to 8 pm



Sheridan County 4-H will once again host a booth at the Sheridan Christmas Stroll.

The booth will be in front of the **Bank of the West**. More information will be available as the date gets closer!

---

## Big and Upcoming

- ◆ Nov 5 - Dog Project Treat Making
- ◆ Nov 10 - Horse Committee Meeting
- ◆ Nov 11-13 - TREATS FOR TROOPS
- ◆ Nov 13 - Treats for Troops Packaging
- ◆ Nov 14 - 4-H Council
- ◆ Nov 19 - Beginning Sewist/Quilting Workshop
- ◆ Nov 21 - Junior Leaders Meeting
- ◆ Nov 25 - Christmas Stroll
- ◆ January 7 - Project Expo

# Enrollment for new 4-H year **EXISTING MEMBERS**

## 4-H Youth/Volunteer Enrollment Process

### FOR EXISTING MEMBERS

1. Go to <http://wy.4honline.com> You will see a screen like this.
2. As an existing Member/Family that is re-enrolling for the next 4-H year select the first option  I have a profile
  - Enter your email address and password you used to create your Family login and click the **Login** button
  - If you can't remember your password select  I forgot my password enter your email address and click the **Send My Password** button.
  - A new automated password will be sent to the email address you provided along with instructions to login and reset your password.

Name	Role	Membership ID	Enrollment Status	Last Active Year	Edit
1) Mrs. Tester	Adult	868993	Inactive	2014-2015	<input type="button" value="Edit"/>
2) Boy Tester	Youth	868992	Inactive	2014-2015	<input type="button" value="Edit"/>
3) Girl Tester	Youth	868993	Inactive	2014-2015	<input type="button" value="Edit"/>
4) Mr. Tester	Adult	933413	Inactive	2014-2015	<input type="button" value="Edit"/>

3. Once you are logged in you can review your Family info and update it if needed by clicking the **Edit Family** button
4. In the **MEMBER LIST** tab, please look at the **Member/Volunteer List** to view the members/adult volunteers associated with your family account.
  - Please do not add a new individual that is already listed in the member/volunteer list!
  - To Re-Enroll for the new 4-H year click on the  button to the right of each name
  - Review the information displayed in the Personal Information screen.
  - At the Bottom of the page on the right you will click the  button.

- On the next page you can review/update the personal information page.
  - The red asterisk \* indicates required fields
- You will now continue through several tabs verifying/updating information. To advance to the next screen click the  button.

**NOTE: In an effort to reduce our mailing costs, please consider selecting the EMAIL option in the Correspondence Preference field.**

In the **ADDITIONAL INFORMATION** screen you will review the Publicity Release, Statement of Assumed Risk Transportation Release, Code of Conduct, and for Leaders Training and Screening Understanding.

- Please Read this information! You must click this box in each section in order to continue

• The next screen is the **HEALTH FORM** - If any of the individuals Health information has changed, please update it!

In the **PARTICIPATION** screen you will add or delete Clubs and Projects for each individual.

- If you are unsure of which Club to choose, please select I Club Placement and we will help choose a club.
- If you select a new club remember to click the  Button to add it to your Club list.
- When finished with club selections click the  Button at the bottom.
  - You will be taken to the project tab where you can add or delete projects.
    - For returning members the years in project should automatically increase for projects you are continuing
    - Remember to click the  button to add a project to the Project List.
    - You can delete a project by clicking the  button and then clicking the  button.
- When you are finished with club and project selections click the  Button.
  - If your enrollment status is Pending, your record is complete and waiting for county level 4-H approval. If your enrollment status is Inactive or Incomplete, click Edit to review your record for missing information and resubmit.

# Enrollment for new 4-H year **NEW MEMBERS**

## 4-H Youth/Volunteer Enrollment Process

### FOR NEW MEMBERS

1. Go to <http://wy.4honline.com> You will see a screen like this.
2. As a Member/Family Enrolling for the **FIRST** time select the second option  I need to setup a profile
  - Select your county and fill in the fields
  - Save your password so you are able to log back in to your profile!

WRITE DOWN YOUR USER AND PASSWORD HERE

User Email: \_\_\_\_\_

Password: \_\_\_\_\_

3. Click the **Create Login** Button.
4. The next screen is the **FAMILY INFO** Screen
  - Fill in all the fields
  - The red asterisk \* indicates required fields
  - If you would like to update the Family Information for all members records with the same address click this box

### 5. The next screen is the **MEMBER LIST**

5. The next screen is the **MEMBER LIST**
  - The Family Information is displayed on the left.
  - Click the "Add a New Family Member" drop down menu and select Adult or Youth.
6. Click the **Add Member** Button.

### 7. The next screen is the **YOUTH PERSONAL INFORMATION**

7. The next screen is the **YOUTH PERSONAL INFORMATION**
  - Fill in all the fields
  - Years in 4-H: For returning members, this numer will automatically increase
  - The red asterisk \* indicates required fields
  - If you have two email addresses you would like to have information sent to, please enter it in the Second Household email field
  - Split families can also be set up for each member

8. When finished click the **Continue >>** Button at the bottom.

### 9. The next screen is the **ADDITIONAL INFORMATION** screen.

- Here you will review the Code of Conduct, General Authorization and Release, and Statement of Assumed Risk
- Please Read this information!
  - You must click this box in each section before you are able to continue to the next screen

10. When finished reading click the **Continue >>** Button at the bottom.

# Enrollment for new 4-H year **NEW MEMBERS**

- CONTINUED FROM PREVIOUS PAGE -

## 11. The next screen is the **HEALTH FORM**

- Here you will first verify if you have any of the following health conditions: diabetes, asthma, heart trouble, high blood pressure, seizures, or fainting spells. Select **Yes** or **No**
- In the Following fields you will note the following information:
  - Explanation of the conditions listed above, if any
  - Allergies/reactions to Drugs/Medicine
  - Allergies/Reactions to Foods
  - Allergies/Reactions to Things in Nature
  - List medications
  - Specify additional Health information

## NOW THE FUN PART.

### 12. The **PARTICIPATION** screen.

- Here you will add Clubs and Projects for each member/leader

### 13. First select your **CLUB(s)** from the drop down menu.

### 14. Click the **Add Club** Button. You will see your club selection added to the Club list.

- You can add additional clubs by repeating the steps above.

### 15. When finished adding clubs click the **Continue >>** Button at the bottom.

### 16. Next you will **ADD A PROJECT(S)**

### 17. Select the club from the drop down menu.

### 18. Pick a project from the list

### 19. Selects Year in Project

- For returning Members the years in project will automatically increase

### 20. Click the **Add Project** Button. You will see your project selection added to the Project List.

- You can add additional projects by repeating the steps above.

### 21. When you are finished adding clubs and projects

Click the **Submit Enrollment** Button.

Once you have Submitted an Enrollment you will then be

taken back to the **MEMBER LIST** screen

You can then enroll new 4-H Members or Volunteers using the same steps.

Your enrollment will be sent to the County Extension Office where they will review and approve/activate your profile, or return your enrollment to you for changes/additional information.

Questions: Call 307-367-4380

# Leader Resources



## **Attention Leaders!!!**

All new leaders and leaders who are in their 5th year and need to be re-screened are now required to complete training requirements before they will be screened and approved as a 4-H volunteer leader.

A **NEW** leader is required to complete two training pieces; in any order:

1. The Volunteer e-Learning modules accessible from the State 4-H website.  
<http://www.uwyo.edu/4-h/> The password is **volunteer**.
2. The face-to-face New Leader Orientation, which is completed by Liz.

A volunteer leader in their **5th YEAR** is required to complete a training that will benefit their role as a 4-H volunteer.



Try this for a fun game or ice breaker idea....

### **HUMAN BINGO**

As each person arrives, he is given a sheet of paper divided into 25 squares (bingo card). Each person then attempts to get the remaining squares filled with signatures of other persons present.

After everyone has had sufficient time to fill their sheets, the sheets are used as in Bingo. The leader may use a master list of everyone present or may have each person introduce themselves. Players check off on their sheet each person as the name is mentioned and calls Bingo when he has checked off every person on a vertical, horizontal, or diagonal line. Winners may be awarded some humorous prize. Use a sheet of 16 squares for a small group.

### **CURRENT LEADERS**

You should have gotten an email explaining that you need to go online and complete the MVR Certification if you plan to drive 4-H members in the coming year. ***Every leader must do this every year!***

### **Upcoming Committee Meetings**

- Livestock Committee - Nov 2nd @ 6:00pm**  
(first Wednesday of the month)
- Mountain Camp Board - Nov 7th @ 5:30pm**  
(first Monday of the month)
- Horse Committee - Nov 10th @ 5:30pm**
- 4-H Council - Nov 14th @ 5:30pm**  
(second Monday of the month)

***Are you interested in becoming a 4-H leader?*** Please contact Liz if you would like more information or would like to take the required training.

For more information and resources please visit: <http://www.uwyo.edu/4-h/volunteers/>



# Club Meetings



## Big Horn Cowboys

Leader: Erin Traub & Erin Hinton  
Phone: 752-6832 751-4349  
Meets: 3rd Wednesday of the month  
Meeting Place: Room 131 - Sheridan  
County Extension Office

## Canyon Livestock

Leader: Jennifer Forsness &  
Annie Butler  
Phone: Jennifer 307-274-1566  
Annie 307-655-2208  
Meets: 1st Sunday of the month  
Meeting Place: Dayton

## Critters, Crafts & Cooking

Leader: Carol French  
Phone: 737-2412

## Lucky 7

Leader: Jason & Joy Koltiska  
Phone: Joy 751-5410  
Jason 751-3724  
Meets: 3rd Sunday of the month, 4pm  
Meeting Place: 1870 West Loucks

## Sheridan Livestock

Leader: Wendy Hope  
Phone: 461-0074  
Meets: 2nd Sunday of the month  
Meeting Place: Room 131 - Sheridan  
County Extension Office

## Shooting Sports

Leader: Brett Sayer  
Phone: 751-6356

## The Gatherers


Leader: Mary Welter  
Phone: 674-6878 Ext 100  
Meeting Time: Varies  
Meeting Place: NSI Campus

## Tongue River Roundup

Leader: Barbara Brackeen-Kepley  
Phone: 910-527-4681  
Assistant Leader: Heidi Cooper-Justus  
Phone: 751-6252  
Meets: 2nd Sunday of the month, 2pm  
Meeting Place: TRVCC Dayton

## Wyotana Grizzlies

Leader: Susie Terry  
Phone: 750-2459  
Meets: 1st Tuesday of the month,  
6:30pm  
Meeting Place: Room 131 - Sheridan  
County Extension Office



### Cloverbuds Dayton

2nd Sunday of the month  
2:00 pm  
TRVCC in Dayton  
**Next Meeting: November 13th**

### Cloverbuds Sheridan

Last Wednesday of the month  
4:30 pm  
Sheridan County Extension Office  
**Next Meeting: November 30th**

# Junior Leaders

Junior Leaders meetings are held the third Monday of the month, at 6pm.

Next Meeting: Nov 21st at 6pm

Junior Leaders assist in 4-H events and help promote the program throughout the year.

- ◆ Will you be at least 13 years old as of January 1st?
  - ◆ Do you want to get more out of your 4-H experience?
  - ◆ Above all, do you want the opportunity to meet more people in the county your age while learning valuable new leadership skills?
- If you answered **YES**, then you should consider serving as a **Junior Leader!** For more information, please give us a call at the 4-H office.



# Achievement Day Highlights



## Friends of 4-H

Blacktooth Large Animal Services, LLC  
C&K Equipment, Inc  
Dr. Stephanie Blevins—Tongue River Vet Service

Holding's Sunlight Ranch  
Tractor Supply Company  
Valley Meat Company



## Sheridan County Bred & Raised Producers

Beef - Pattie Bergstrom (shown by Kayce Pearce)  
Sheep - Gabe Bland and Tray Scheeler (shown by Gabe Bland)  
Swine - Mayfield Family (shown by Mason Mayfield)  
Goat - Emma Balstad (shown by Claire Justus)

## Leader Years of Service

### First Year

Mike Albrecht  
Paul Birkholz  
Carol Gibson  
Jeff Hinton  
Heidi Justus  
Barb Kepley

### Five Years

Jay Hope  
Tammy McKinley  
Brett Sayer

### Ten Years

Brenda Beutler  
Mark Kayser  
Genie Mayfield

### Twenty-Five Years

Gary Koltiska

### Thirty Years

Vicki Koltiska



## Araas Family Outstanding First Year Leader

Barb Kepley  
Heidi Justus



## Outstanding Project Leader

Chris Sorenson



## Outstanding Leader

Josh & Tammy McKinley



**Nine Year Members**

Annalee Bailey  
Micheal Haugen  
Justin Hope

Cole Kayser  
Sage Koltiska  
Madison Pehringer

Bryce Taylor  
Matai Trampe



**Wyoming 4-H Honor's Club Inductees**

Sydney Butler  
Cody Hope  
Haley Timm




**Hard Luck Awards**

Kayce Pearce  
Kyler Sell  
Piper Lieneman  
Morgan Kepley  
Dane Hansen



**Aspen Spirit Awards**

**Presentation**  
Emma Balstad  
**Horse**  
Katie Kalasinsky  
**Fashion Review**  
Sage Koltiska



**Helping Spirit Award**

Jaxn Kobza

**Character Counts Award**

Dane Hansen

**Outstanding Junior Leader**

Cody Hope



**Council Special Award**

Sr - Kylie Sorenson  
Int - Elsa Petzold  
Jr - Alexis McKinley



**Beef Carcass Contest**

Champion - Haley Timm  
Reserve Champion - Blake Edwards





**High Point Shooters**

Senior Girl - Samantha Lamb  
Intermediate Girl - Laura Biegel  
Junior Girl - Keira Benedict

Senior Boy - Jon Haugen  
Intermediate Boy - Brayton Ankney  
Junior Boy - Monty Walter

**Beef Herdsmanship**

Sr - Dane Hansen  
Int - Colter Sharp  
Jr - Andrew Adams

**Goat Herdsmanship**

Sr - Kaitlin Shaw  
Int - Elsa Petzold  
Jr - Logan Mediate

**Rabbit Herdsmanship**

Sr - Taylor Myers  
Int - Jersey DeHaven  
Jr - Maysy Thomas

**Sheep Herdsmanship**

Sr - Haley Timm  
Int - Olivia Chase  
Jr - Amy Peldo

**Horse Herdsmanship**

Sr - Dane Hansen  
Int - Paige Padilla  
Jr - Merritt Ehrmantraut

**Swine Herdsmanship**

Sr - Kylie Sorenson  
Int - Will Albrecht  
Jr - Will Larsen

**Poultry Herdsmanship**


Sr - Gabby Kolstiska  
Int - Jersey DeHaven  
Jr - Keira Benedict





**Outstanding Club of the Year**  
Tongue River Roundup



# November 2016

Sunday	Monday	Tuesday	Wednesday	Thursday	Friday	Saturday
		1	2 Livestock Comm	3	4	5 Dog Project - Treat Making 9am
6 Daylight Savings Ends - Fall Back!	7 Mtn Camp	8 	9	10 Horse Comm 5:30	11 TREATS FOR TROOPS 	12 TREATS FOR TROOPS
13 Cloverbuds Dayton  TREATS FOR TROOPS – packaging 6pm	14 4-H Council	15	16	17	18	19  Beginning Sewist/ Quilting Workshop 9am-3pm Extension Office
20	21 Jr Leaders	22	23	24  Happy Thanksgiving Office Closed	25  Office Closed	26
27	28	29	30 Cloverbuds Sheridan			

# December 2016

Sunday	Monday	Tuesday	Wednesday	Thursday	Friday	Saturday
				1	2	3
4	5 Mtn Camp	6	7 Livestock Comm	8	9	10
11 Cloverbuds Dayton	12 4-H Council	13	14	15	16	17
18	19 Jr Leaders	20	21 Cloverbuds Sheridan	22	23	24
25 	26 Office Closed	27 Office Closed	28 Office Closed	29 Office Closed	30 Office Closed	31 

# Hey good lookin'



# Whatcha got cookin'?



Sheridan County 4-H  
Through the Years



**\$20**

## **One of a kind cookbook from generations of Sheridan County 4-H families!**

Contains 600 recipes from well over 200 contributors. Recipes include:

- *Family Favorites*
- *Tried and True Recipes*
- *From Appetizers to Desserts*
- *4-H Prize Winning Recipes*
- *4-H History Tidbits*

These cookbooks would make great Christmas gifts.

Comes with valuable E-Book copy for your mobile device.

Cookbooks make **great gifts** for Mother's Day, weddings, birthdays, anniversaries, Christmas, thank you gifts, and other special occasions.



## **All profits go to support Sheridan County 4-H Youth and Leaders**

**Sheridan County Extension Office**

University of Wyoming  
3401 Coffeen Ave– Watt Ag Center  
Sheridan, WY 82801  
(307)674-2980  
lshaffe1@uwyo.edu



- ◆ Nov 2 - Livestock Committee
- ◆ Nov 5 - Dog Project Treat Making
- ◆ Nov 7 - Mountain Camp Board
- ◆ Nov 10 - Horse Committee
- ◆ Nov 11-13 - Treats for Troops
- ◆ Nov 13 - Cloverbuds Dayton
- ◆ Nov 13 - Packaging - Treats for Troops
- ◆ Nov 14 - 4-H Council
- ◆ Nov 19 - Beginning Sewist/Quilting Workshop
- ◆ Nov 21 - Junior Leaders Meeting
- ◆ Nov 30 - Cloverbuds Sheridan



**Sheridan County Extension Office**

University of Wyoming  
3401 Coffeen Ave– Watt Ag Center  
Sheridan, WY 82801  
(307)674-2980  
lshaffe1@uwyo.edu

PRESORT STANDARD  
US POSTAGE PAID  
SHERIDAN, WY 82801  
PERMIT NO. 268  
RETURN SERVICE REQUESTED



*Issued in furtherance of extension work, acts of May 8 and June 30, 1914, in cooperation with the U.S. Department of Agriculture. Glen Whipple, director, University of Wyoming Extension, University of Wyoming, Laramie, Wyoming 82071.*

*The University of Wyoming is an affirmative action/equal opportunity employer and institution and does not discriminate on the basis of race, color, religion, sex, national origin, disability, age, veteran status, sexual orientation, or political belief in any aspect of employment or services. The institution's educational programs, activities, and services offered to students and/or employees are administered on a nondiscriminatory basis subject to the provisions of all civil rights laws and statutes. Evidence of practices that are not consistent with this policy should be reported to the Employment Practices Office at (307) 766-6721.*