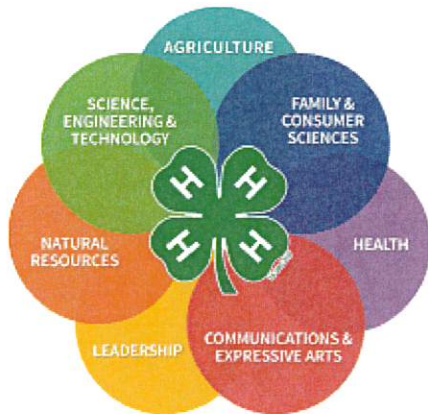


Sheridan County 4-H

Monthly Newsletter

October 2018



Important Dates This Month:

Oct 7-13	National 4-H Week
Oct 8	Indoor Committee Meeting @ 5 pm 4H Council Meeting @ 5:30 pm
Oct 12	Photography Project Workshop Extension Office @ 5 pm
Oct 13	Project Expo, Exhibit Hall * Set up @ 11 am 1-3 pm
Oct 19	Achievement Nominations due to Extension Office
Oct 28	Achievement Program * Set up @ 1 pm Begins @ 2 pm
	*All members strongly encouraged to participate

Happy October everyone!

And you all know what that means- a new 4-H year! With another year comes renewing your enrollment, discovering new project areas, making new friends, and sharing 4-H with new members. If you are already a member or an adult volunteer, you need to access 4-H Online to sign up for another year. Cori and I are happy to help with any questions you may have regarding logging in and re-enrollment.

October is a busy month for us. Coming up October 13th is our Project Expo. Each club will have a booth to show potential new members what your club is all about, your project areas, fun experiences together, and hopefully adding new memberships. ALSO each project area will have a booth to further explain each project, ways to get involved, and what you can potentially learn, raise, or create. Think about past projects you've completed and items that you would like to have on display in several areas. Project area booths will also have a fun activity to do with Expo visitors. *Please let the Extension Office know which booth you'd like to sign up to help and your activity ideas. Everyone is expected to participate.* It's going to be a fun and very important day!

Our Achievement Program is also this month. This special day allows us to recognize the hard work of our members throughout the last year. It also is the perfect opportunity to honor and thank our volunteers. We couldn't function without them! Community members, businesses, and longtime supporters will also be recognised for all they do to make 4-H great.

I absolutely loved looking through your portfolios! So many of you put lots of effort into them. By looking through them, I feel like I was able to get to know each of you more and can celebrate all you've learned.

-Emily Swinger

4-H PLEDGE

I pledge my **HEAD** to clearer thinking,
my **HEART** to greater loyalty,
my **HANDS** to larger service,
and my **HEALTH** to better living,
for my club, my community,
my country, and my world.





NATIONAL 4-H WEEK

 OCTOBER 7-13, 2018



ACTIVE ON SOCIAL MEDIA?

Promote 4-H through hashtags and sharing your 4-H experiences.

#4HGrown

#InspireKidsToDo

#SheridanCounty4H



CELEBRATE WITH WYOMING 4-H



NATIONAL 4-H WEEK

 OCTOBER 1-7, 2017



ALL WEEK LONG

Cover Photo Contest - On Sunday of National 4-H Week you can start posting your favorite 4-H photos under the Cover Photo Contest post on Facebook. The person who posts the photo with the most likes will win a prize and have their photos displayed as the Wyoming 4-H Cover Photos for the rest of the year.

Share the Fun Contest - Each time you share a Wyoming 4-H photo or post during National 4-H Week you will be entered in a drawing for a fabulous prize.

Monday Meme - One Monday of National 4-H Week Share your favorite 4-H related Meme. A random Meme will be chosen to receive a prize.

Wear it Wednesday - Wear your favorite 4-H shirt to school or work on Wednesday. Post a picture of you in your shirt under the Wear It Wednesday Facebook post. A winning photo will be selected at random.

Throw Back Thursday - Post your favorite 4-H photos from back in the day. This could be from your first year in 4-H or a photos from last summer. A winning photo will be selected at random. Be sure to use the #wy4htbt





<https://www.facebook.com/Wyoming4H/>

Beef Project Members:

It's time to start looking for beef calves and breeding heifers for this 4-H year.

If you need help, please contact our Beef Superintendents, Kandra and Shawn Ankney

(307) 461-0109

9 Year Members!

*Please be preparing your speech for our Achievement Program. If you get stuck, Emily is happy to help

*Submit ~10 pictures for the 9 Year Member Slideshow ASAP

Sheridan County 4-H Project Expo

Saturday October 13, 2018
1:00- 3:00 pm

Sheridan County Fairgrounds Exhibit Hall

Come see what Sheridan County 4-H has to offer!

Fabric and
Fashion
Pocket Pets
Ropcraft
Quilting
Shooting
Sports
Sport Fishing

Woodworking
Health
Recreation
Gardening
Robotics
Interior Design
Cake Decorating



Rabbits
Leathercraft
Electricity
Leadership
Poultry
Photography
Vet Science

Nature and Ecology
Archery
Horses
Foods & Nutrition
Aerospace
Computers
Crocheting
...and more!

PROJECT AREA BOOTHS

All 4-H members are strongly encouraged to participate

Choose any indoor project area you have participated in, think of ways you can help promote that project

Bring some of your past projects to display

Each project area should do a little activity with visitors

CLUB BOOTHS

All 4-H members are strongly encouraged to participate

Have a handout with important club info: when you meet, where you meet, and leader contact info

Display things you do together; volunteering, trips, fun activities, etc

Each club should try to do a little activity with visitors



WHAT'S New WHAT'S Next



**LEGO
LEAGUE**

Meet every third Wednesday
of each month
at the Extension Office
4:30-5:30 pm
Room 131

*See ya
there!!*

LEGO League is a fun way to meet with other kids, be creative, and learn something new!

The use of LEGO Mindstorms robotics kits will provide students with the opportunity to also be involved with the Robotics project area and eligible for County Fair 2019.

Fly Fishing
& Fly Tying


Sunday November 18, 2018
@ 1 pm Extension Office rm. 131

Contact: Clint Krumm 752-6759 with questions

This is an interest meeting for a Sportsfishing project that focuses on fly fishing!

Join us if you would like to learn fly fishing techniques and how to tie your own flies.

Participating students will learn skills towards a project eligible for County Fair 2019



JUNIOR LEADERS

- Will you be 13 as of January 1st?
- Want to get more out of the 4H experience?
- Want the opportunity to meet others your age while learning valuable leadership skills?

If you answered YES,
please consider joining our team of Junior Leaders!
Call the Extension Office for more information

Meet the 3rd Monday each month @ 6
at the Extension Office



Brianna Prior	Oct 01, 2003	Danielle Swaney	Oct 13, 2008
Sage Koltiska	Oct 03, 1999	Alexina Birkholz	Oct 14, 2003
Matthew Benedict	Oct 05, 1999	Loral Ankney	Oct 14, 2009
Casey Prior	Oct 06, 2001	Amy Peldo	Oct 16, 2005
Atlee Kobza	Oct 06, 2004	Paisley Fort	Oct 16, 2012
Cody Hope	Oct 10, 2000	Lillian Charest	Oct 18, 2006
Rudi Balstad	Oct 11, 2004	Riggin Pearce	Oct 22, 2008
Kurtis Macha	Oct 12, 2000	Zoey Guimond	Oct 22, 2010
		Dreai Bradish	Oct 23, 2008



NEW LEADERS

Trainings:

1. The Volunteer e-Learning Modules are accessible from the State 4-H website
<http://www.uwyo.edu/4-h/volunteers/>
Password is **volunteer**
2. An in-office New Leader Orientation completed with Emily
3. MVR Certification

CURRENT LEADERS

All leaders need to complete the MVR Certification if you plan to drive 4-H members.
This must be completed yearly



Members are welcome to attend either meeting

Sheridan Cloverbuds

Last Wednesday of each month @ 4:30 pm

Sheridan County Extension Office

Cloverbuds is a program for children ages 5-7 who are interested in 4-H

Dayton Cloverbuds

Second Sunday of each month @ 2:00 pm

TRVCC in Dayton

4-H Youth/Volunteer Enrollment Process

FOR NEW MEMBERS

1. Go to <http://wy.4honline.com> You will see a screen like this.
2. As a Member/Family Enrolling for the **FIRST** time select the second option I need to setup a profile

- Select your county and fill in the fields
- Save your password so you are able to log back in to your profile!

WRITE DOWN YOUR USER AND PASSWORD HERE

User Email: _____

Password: _____

3. Click the **Create Login** Button.

4. The next screen is the **FAMILY INFO** Screen

- Fill in all the fields
- The red asterisk * indicates required fields
- If you would like to update the Family Information for all members records with the same address click this box

5. The next screen is the **MEMBER LIST**

- The Family Information is displayed on the left.
- Click the "Add a New Family Member" drop down menu and select Adult or Youth.

6. Click the **Add Member** Button.

7. The next screen is the **YOUTH PERSONAL INFORMATION**

- Fill in all the fields
- Years in 4-H: For returning members, this numer will automatically increase
- The red asterisk * indicates required fields
- If you have two email addresses you would like to have information sent to, please enter it in the Second Household email field
- Split families can also be set up for each member

8. When finished click the **Continue >>** Button at the bottom.

9. The next screen is the **ADDITIONAL INFORMATION** screen. Here you will review the Code of Conduct, General Authorization and Release, and Statement of Assumed Risk

- Please Read this information!
- You must click this box in each section before you are able to continue to the next screen

10. When finished reading click the **Continue >>** Button at the bottom.

11. The next screen is the **HEALTH FORM**

- Here you will first verify if you have any of the following health conditions: diabetes, asthma, heart trouble, high blood pressure, seizures, or fainting spells. Select **Yes** or **No**
- In the Following fields you will note the following information:
 - Explanation of the conditions listed above, if any
 - Allergies/reactions to Drugs/Medicine
 - Allergies/Reactions to Foods
 - Allergies/Reactions to Things in Nature
 - List medications
 - Specify additional Health information

Health Form

Do you have diabetes, asthma, heart troubles, high blood pressure, seizures, or fainting spells?

Please explain any health conditions mentioned above:

Allergies or reactions to DRUGS/MEDICINE? (e.g., penicillin, Novocain, etc.):

Allergies or reactions to FOODS? (e.g., dairy products, gluten, shellfish, etc.):

Allergies or reactions to THINGS IN NATURE? (e.g., stinging, hay fever, ticks, macadamia, etc.):

List any required medications:

Provide any additional health information for clarification:

<< Previous Continue >>

NOW THE FUN PART.

12. The **PARTICIPATION** screen.

- Here you will add Clubs and Projects for each member/leader

13. First select your **CLUB(s)** from the drop down menu.

14. Click the **Add Club** Button. You will see your club selection added to the Club list.

- You can add additional clubs by repeating the steps above.

15. When finished adding clubs click the **Continue >>** Button at the bottom.

16. Next you will **ADD A PROJECT(S)**

17. Select the club from the drop down menu.

18. Pick a project from the list

19. Selects Year in Project

- For returning Members the years in project will automatically increase

20. Click the **Add Project** Button. You will see your project selection added to the Project List.

- You can add additional projects by repeating the steps above.

21. When you are finished adding clubs and projects

Click the **Submit Enrollment** Button.

Once you have Submitted an Enrollment you will then be taken back to the **MEMBER LIST** screen

You can then enroll new 4-H Members or Volunteers using the same steps.

Your enrollment will be sent to the County Extension Office where they will review and approve/activate your profile, or return your enrollment to you for changes/additional information.

Personal Information Additional Information Health Form Participation

Clubs Projects Groups

Youth: You will need to select a club to move forward, however, placement will be finalized in your local county Extension office.

If you are new to 4H or do not have any idea which club may be most appropriate, please choose: 1-Club Placement Requested

Select a minimum of 1 club(s)

Add a Club

Select a Club: Select a club ...

Add Club

Primary	Club	Edit
---------	------	------

Clubs Projects Activities Awards Groups

Select a minimum of 1 project(s)

Add a Project

Select a Club: 4-H Builders

Select a Project: Select a project...

Years in Project: 1

Add Project

Club	Project	Years in Project
------	---------	------------------

<< Previous Continue >>

4-H Youth/Volunteer Enrollment Process

FOR EXISTING MEMBERS

1. Go to <http://wy.4honline.com> You will see a screen like this.
2. As an existing Member/Family that is re-enrolling for the next 4-H year select the first option I have a profile
 - Enter your email address and password you used to create your Family login and click the **Login** button
 - If you can't remember your password select I forgot my password enter your email address and click the **Send My Password** button.
 - A new automated password will be sent to the email address you provided along with instructions to login and reset your password.
3. Once you are logged in you can review your Family info and update it if needed by clicking the **Edit Family** button
4. In the **MEMBER LIST** tab, please look at the **Member/Volunteer List** to view the members/adult volunteers associated with your family account.
 - Please do not add a new individual that is already listed in the member/volunteer list!
 - To Re-Enroll for the new 4-H year click on the **Edit** button to the right of each name
 - Review the information displayed in the Personal Information screen.
 - At the Bottom of the page on the right you will click the **Enroll for 2015-2016** button.

Member List

Member/Volunteer List						
	Name	Role	Membership ID	Enrollment Status	Last Active Year	Edit
1)	Mrs. Tester	Adult	868993	Inactive	2014-2015	Edit
2)	Boy Tester	Youth	868982	Inactive	2014-2015	Edit
3)	Girl Tester	Youth	868983	Inactive	2014-2015	Edit
4)	Mr. Tester	Adult	903413	Inactive	2014-2015	Edit

- On the next page you can review/update the personal information page.
 - The red asterisk * indicates required fields
- You will now continue through several tabs verifying/updating information. To advance to the next screen click the **Continue >>** button.

NOTE: In an effort to reduce our mailing costs, please consider selecting the EMAIL option in the Correspondence Preference field.

In the **ADDITIONAL INFORMATION** screen you will review the Publicity Release, Statement of Assumed Risk Transportation Release, Code of Conduct, and for Leaders Training and Screening Understanding.

- Please Read this information! You must click this box in each section in order to continue
- The next screen is the **HEALTH FORM** - If any of the individuals Health information has changed, please update it!

I have read, understand, and agree to the the terms and conditions stipulated and is done freely and without inducement.

In the PARTICIPATION screen

- You will add or delete Clubs and Projects for each individual.
- If you are unsure of which Club to choose, please select I Club Placement and we will help choose a club.
- If you select a new club remember to click the **Add Club** Button to add it to your Club list.
- When finished with club selections click the **Continue >>** Button at the bottom.
 - You will be taken to the project tab where you can add or delete projects.
 - For returning members the years in project should automatically increase for projects you are continuing
 - Remember to click the **Add Project** button to add a project to the Project List.
 - You can delete a project by clicking the **Edit** button and then clicking the **Delete** button.
- When you are finished with club and project selections click the **Submit Enrollment** Button.
 - If your enrollment status is Pending, your record is complete and waiting for county level 4-H approval. If your enrollment status is Inactive or Incomplete, click Edit to review your record for missing information and resubmit.

Club Meetings and Info

Big Horn Cowboys

Leader: Erin Hinton

Phone: 751-4349

Assistant Leader: Jody DeHaven

Phone: 751-3691

Meets: 3rd Wednesday of the month

Time: 6:30 pm

Meeting Place: Sheridan County Extension Office

Black Tooth Mustangs

Leader: Tiffanie Labbe

Phone: 406-581-6545

Meets: 3rd Friday of the month

Time: 6: 00 pm

Meeting Place: Prairie Dog Community Center

Canyon Livestock

Leader: Annie Butler

Phone: 752-4496

Meets: 3rd Sunday of the month

Time: 5:30 pm

Meeting Place: Ranchester

Critters, Crafts & Cooking

Leader: Carol French

Phone: 737-2412

Meets: 3rd Saturday of the month

Meeting Place: Immanuel Lutheran Church

Lucky 7

Leader: Jason & Joy Koltiska

Phone: Jason 751-3724

Joy 751-5410

Meets: 3rd Sunday of the month

Meeting Place: Sheridan County Extension Office

Sheridan Livestock

Leader: Tammy McKinley

Phone: 683-6293

Meets: 1st Thursday of the month

Time: 6 pm

Meeting Place: Sheridan County Extension Office

Shooting Sports

Leader: Brenda Beutler

Phone: 751-1558

Tongue River Roundup

Leader: Barbara Brackeen-Kepley

Phone: 307-461-7967

Assistant Leader: Heidi Cooper-Justus

Phone: 751-6252

Meets: 2nd Sunday of the month

Time: 2 pm

Meeting Place: TRVCC Dayton

Renegade's

Leaders: Melissa Petzold

Phone: 307-763-9687

Assistant Leader: Kymberly Brown

Phone: 307-763-1034

Meets: 2nd Thursday of the month

Time: 5:30 pm

Meeting Place: Sheridan County Extension Office

Wyotana Grizzlies

Leader: Susie Terry

Phone: 751-2233

Meets: 1st Tuesday of the month

Time: 6 pm

Meeting Place: Sheridan County Extension Office

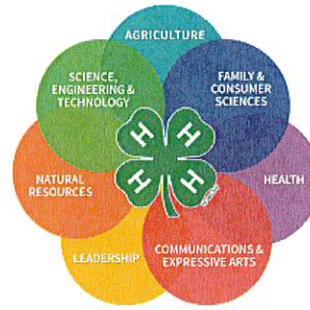


Sheridan County Extension
University of Wyoming
3401 Coffeen Ave.
Watt Agriculture Center
(307) 674-2980
eswinyer@uwyo.edu

Sheridan County 4-H

Monthly Newsletter

October 2018



Council and Committee minutes available upon request



Issued in furtherance of extension work, acts of May 8 and June 30, 1914, in cooperation with the U.S. Department of Agriculture. University of Wyoming, Laramie, Wyoming 82071.

The University of Wyoming is an affirmative action/equal opportunity employer and institution and does not discriminate on the basis of race, color, religion, sex, national origin, disability, age, veteran status, sexual orientation, or political belief in any aspect of employment or services. The institution's educational programs, activities, and services offered to students and/or employees are administered on a non-discriminatory basis subject to the provisions of all civil rights laws and statutes. Evidence of practices that are not consistent with this policy should be reported to the Employment Practices Office at (307) 766-6721

Discover
Yourself
in
4-H

