

# the CLOVER CHATS

## INSIDE THIS ISSUE

4-H Program Information.....3  
State & Regional Events .....9  
Cent\$ible Nutrition.....12  
Master Gardener.....13  
Extension Calendar.....14

## SPECIAL POINTS OF INTEREST

- 4-H Achievement Night (page 5)
- Little Shoppers Extravaganza (page 6)
- 4-H Enrollment Guide (page 7)
- Young Producers Day (page 9)
- Winter Poultry Series (page 11)





**University of Wyoming Extension**

**Sweetwater County**

Winter Hours

Monday - Friday

8:00 am - 5:00 pm

Summer Hours

(May 20th - August 30th)

Monday - Thursday

7:00 am - 5:00 pm

**Closed Fridays**

**Marty Henry**

UW Extension Educator  
4-H/Youth Development  
*mgiffor2@uwyo.edu*

**Amanda Romero**

Horticulture Assistant  
*abramwe2@uwyo.edu*

**Wendy Neilson**

Cent\$ible Nutrition  
Program Coordinator  
*wnielson@uwyo.edu*

**Melissa Griffin**

Administrative Assistant  
*mjohn157@uwyo.edu*

2500 College Drive A-700

Room # 1227

Rock Springs, WY 82901

307-352-6775





# NOVEMBER BIRTHDAYS

Mary Hamilton

Timothy Graham

Austin Rogers

Sorrel Burris

Chandra Brady

James Wasseen II

Cree Jones

Amanda Weaver

Brohdan Kroupa (Flores)

Garrett Potter

Savery English

Dylan Witt

Faith Recker

Molly Stanton

Saige Baker

Gabriel Maez

Andrew Neher

Sentesa Cordova

Garrett Harris

Landin Koshar

Gage Householder

Adia Scoggin

Colin Malec

Cope Thomas

Bailey Griffin

John Smith



## **CLUB & PROJECT LEADERS**


There is always space in the Clover Chats for important information you would like to share with all 4-Hers. So if you have an activity, event or community service opportunity, ect. Coming up please send an email to [mjohn157@uwyo.edu](mailto:mjohn157@uwyo.edu) with the information /contact and it will be included. Emails can also be sent out to everyone, especially if the date conflicts with the production of the newsletter.

**4-H Council Meetings every third Tuesday of the month at 6:30 pm. Located at WWCC Room # 1309.**

**4-H Horse Development Committee Meetings every second Thursday of the month at 6:30 pm. Located at WWCC Room # 1309**

**Wyoming West Community 4-H Club Meetings every second Monday of the month at 7:00 pm. Located at the Farson Community Hall.**

**Project Hope Community 4-H Club Meetings the first Monday of the month.**



You're  
Invited  
to



Club Certificate, Pin &  
Award Packets

Catered Dinner

Games

# 2019 4-H Achievement Night

Friday, November 15, 2019 6:00 pm

Western Wyoming Community College Atrium

*Issued in furtherance of cooperative extension work, acts of May 8 and June 30, 1914, in cooperation with the U.S. Department of Agriculture.*

*Glen Whipple, Director, Cooperative Extension Service, University of Wyoming, Laramie, Wyoming 82071.*

*The University of Wyoming is an equal opportunity/affirmative action institution.*





---

# LITTLE SHOPPERS

## EXTRAVAGANZA

---

The Sweetwater Co. 4-H program welcomes all youth to join us at our Little Shoppers Extravaganza! Parents can bring their children to our “shopping center” located at WWCC’s Atrium to do all of their Christmas shopping by themselves, while parents can enjoy our sweets & treats lounge! Items are sold below or equivalent to garage-sale prices & we even wrap the gifts!

***December 6<sup>th</sup>***  
***4pm – 8pm***

***WWCC’s***  
***Atrium***

***West Campus***  
***Parking Lot***

**All 4-H clubs are encouraged to participate** by either donating items or helping out the day of the event. If donating items, please have them dropped off to the Extension Office by December 4th.



# 4-H Youth/Volunteer Enrollment Process

## FOR NEW MEMBERS

1. Go to <http://wy.4honline.com> You will see a screen like this.
2. As a Member/Family Enrolling for the **FIRST** time select the second option  **I need to setup a profile**

- Select your county and fill in the fields
- Save your password so you are able to log back in to your profile!

WRITE DOWN YOUR USER AND PASSWORD HERE

User Email: \_\_\_\_\_

Password: \_\_\_\_\_

3. Click the **Create Login** Button.

4. The next screen is the **FAMILY INFO** Screen

- Fill in all the fields
- The red asterisk \* indicates required fields
- If you would like to update the Family Information for all members records with the same address click this box

5. The next screen is the **MEMBER LIST**

- The Family Information is displayed on the left.
- Click the “Add a New Family Member” drop down menu and select Adult or Youth.

6. Click the **Add Member** Button.

7. The next screen is the **YOUTH PERSONAL INFORMATION**

- Fill in all the fields
- Years in 4-H: For returning members, this number will automatically increase
- The red asterisk \* indicates required fields
- If you have two email addresses you would like to have information sent to, please enter it in the Second Household email field
- Split families can also be set up for each member

8. When finished click the **Continue >>** Button at the bottom.

9. The next screen is the **ADDITIONAL INFORMATION** screen. Here you will review the Code of Conduct, General Authorization and Release, and Statement of Assumed Risk

- Please Read this information!
- You must click this box in each section before you are able to continue to the next screen

10. When finished reading click the **Continue >>** Button at the bottom.

# 4-H Youth/Volunteer Enrollment Process: FOR EXISTING MEMBERS

1. Go to <http://wy.4honline.com> You will see a screen like this.
2. As an existing Member/Family that is re-enrolling for the next 4-H year select the first option  I have a profile
  - Enter your email address and password you used to create your Family login and click the  button
  - Can't remember your password? Select  I forgot my password enter your email address and click the  button.
  - A new automated password will be sent to the email address you provided along with instructions to login and reset your password.
3. Once you are logged in you can review your Family info and update it if needed by clicking the  button

**Member List**

Tester Family

123 Testing Ave  
Laramie, WY 82071  
307-234-3456  
wyoming4h@yahoo.com  
Training County

**Add A New Family Member**  
select a member type...

**ReActivate An Archived Family Member**  
select a member...

Use this drop down menu to add a new member that is not in the Member list.

Member/Volunteer List						
	Name	Role	Membership ID	Enrollment Status	Last Active Year	Edit
1)	Mrs. Tester	Adult	868993	Inactive	2014-2015	<input type="button" value="Edit"/>
2)	Boy Tester	Youth	868982	Inactive	2014-2015	<input type="button" value="Edit"/>
3)	Girl Tester	Youth	868983	Inactive	2014-2015	<input type="button" value="Edit"/>
4)	Mr. Tester	Adult	903413	Inactive	2014-2015	<input type="button" value="Edit"/>

4. In the **MEMBER LIST** tab, please look at the Member/Volunteer List to view the members/adult volunteers associated with your family account.

**Please do not add a new individual that is already listed in the member/volunteer list!**

- To Re-Enroll for the new 4-H year click on the  button to the right of each name
- Review the information displayed in the Personal Information screen.
- At the Bottom of the page on the right you will click the  button.
- On the next page you can review/update the personal information page.

In an effort to reduce our mailing costs, please consider selecting the **EMAIL** option in the Correspondence Preference field in the first **YOUTH PERSONAL INFORMATION** Tab.

Correspondence Preference:

Cell Phone:

To receive notices via text message:  @ Select your provider ...

You will now continue through several tabs verifying/updating information. To advance to the next screen click the  button.

5. In the **ADDITIONAL INFORMATION** screen you will review and agree to the Publicity Release, Statement of Assumed Risk Transportation Release, Code of Conduct, and for Leaders Training and Screening Understanding.
  - Please Read this information! You must click the check box in each section in order to continue
6. The next screen is the **HEALTH FORM** If any of the individuals Health information has changed, please update it!
7. In the **PARTICIPATION** screen you will add or delete Clubs and Projects for each individual.
  - If you select a new club remember to click the  Button to add it to your Club list.
  - When finished with club selections click the  Button at the bottom.
    - You will be taken to the project tab where you can add or delete projects.
      - Remember to click the  button to add a project to the Project List.
      - You can delete a project by clicking the  button and then clicking the  button.

When you are finished adding projects you will be taken to the Invoice Screen. There is a \$10 per member fee. Click the  button to proceed to the payment tab.

8. On the **PAYMENT** Tab click the orange  button. You will be re-directed to the University of Wyoming's TouchNet Payment Services page to enter your card and billing information. Once you are finished you will be routed back to complete the enrollment process. Make sure the card you entered is selected as the payment method and click the  button. Next you'll be taken to the confirm tab.
9. In the **CONFIRM** tab, be sure to click the check box confirming that you agree to the "Pay by Computer Terms and Conditions and then click the  Button.

Once you have Submitted an Enrollment you will then be taken back to the **MEMBER LIST** screen. You can then enroll new 4-H Members or Volunteers using the same steps. Your enrollment will be sent to the County Extension Office where they will review and approve/activate your profile, or return your enrollment to you for changes/additional information. Your credit card will not be charged until each member account is activated. If your enrollment status is Pending, your record is complete and waiting for county level approval. If your enrollment status is Inactive or Incomplete, click Edit to review your record for missing information and resubmit.



**SAVE THE  
DATE**

**MARK YOUR CALENDARS**

# **YOUNG PRODUCERS DAY**

**November 8, 2019**

**SUBLETTE COUNTY EXTENSION OFFICE  
2:00 P.M. - 5:00 P.M.**



This fun packed program will provide hands-on animal science workshops. Come get your hands dirty while learning about livestock.

**To register go to:**

**[https://wyoming4h.formstack.com/forms/young\\_producers](https://wyoming4h.formstack.com/forms/young_producers)**



 **UNIVERSITY  
OF WYOMING  
EXTENSION**

For more information contact:  
Steve Harrison 307-367-4380 or Dawn Sanchez 307-799-8780.

Great chance for ANSC1009  
youth to get 3 labs  
completed in one day.

MARK YOUR CALENDARS

# YOUNG PRODUCERS DAY

## November 21, 2019

ALBANY COUNTY EXTENSION OFFICE  
4:00 P.M. - 8:00 P.M.

This fun packed program will provide hands-on animal science workshops. Come get your hands dirty while learning about livestock.

Dinner will be provided

To register go to:

[https://wyoming4h.formstack.com/forms/young\\_producers](https://wyoming4h.formstack.com/forms/young_producers)

For more information contact:

Mary Louise Wood 307-721-2571 or Dawn Sanchez 307-799-8780.



UNIVERSITY  
OF WYOMING  
EXTENSION

# SAVE THE DATE



Great chance for ANSC1009 youth to get 3 labs completed in one day.





## WINTER POULTRY SERIES

### COMMON PARASITES AND TREATMENTS OF SMALL FLOCKS OF CHICKENS

November 22, 2019 ~ 7:00 p.m.

### NUTRITIONAL CONCERNS DURING WINTER MONTHS

December 4, 2019 ~ 7:00 p.m.



**DR, DAVID FRAME, DVM**

Come join Dr. David Frame, Utah State University Extension Poultry Specialist

## THESE WORKSHOPS WILL BE DELIVERED VIA ZOOM

So logon from home and learn about Poultry Parasites and Nutrition.


REGISTER BY GOING TO:

<https://wyoming4h.formstack.com/forms/poultry>



For more information:

Dawn Sanchez 307-799-8780 or [dawns@uwyo.edu](mailto:dawns@uwyo.edu)



## Deviled Eggs

### Ingredients

- 6 eggs
- ¼ cup reduced-calorie mayonnaise
- 1 teaspoon prepared mustard (⅓ teaspoon dry)
- ⅛ teaspoon salt
- Dash black pepper
- Paprika (optional)

### Directions

1. Hard cook eggs. Cool. Peel and cut in half lengthwise.
2. Gently scoop egg yolks into a resealable plastic bag. Add mayonnaise, mustard, salt, and pepper. Seal.
3. Gently mash or knead the bag to blend ingredients.
4. Push mixture toward one corner of the bag. Snip off that corner with scissors. Squeeze yolk mixture gently into egg white halves.
5. Sprinkle with paprika.

**Makes 6 servings.**

Cent\$ible Nutrition Program Cookbook, page 428



For more information on Cent\$ible nutrition classes contact Wendy @ 307-352-6775



Family & Consumer Science  
*Cent\$ible Nutrition Program*  
“Helping Families Eat Better for Less”







The University of Wyoming

# MASTER GARDENER COURSE

Starting Spring 2020

Location: WWCC Rock Springs Campus

*The Master Gardener Course Offers Training In:*

- ◆ *Gardening*
- ◆ *Plant, Pest & Weed Identification*
- ◆ *Plant Problems & Solutions*
- ◆ *Lawn Care*
- ◆ *Trees*
- ◆ *Other Horticultural Issues*

There are many advantages to completing a Master Gardener Class. Not only will you receive valuable information on horticulture and gardening, you will meet new friends and develop associations with skilled individuals who share your interest.

The Master Gardener course is offered by the University of Wyoming Extension in Sweetwater County. Classes will be taught by Master Gardeners and experts from the University of Wyoming. The \$100 fee for the class covers the textbook, materials, and additional literature. \$25 discount for senior citizens age 60+.

For more information contact the University of Wyoming Extension office at 307-352-6775.

*Issued in furtherance of extension work, acts of May 8 and June 30, 1914, in cooperation with the U.S. Department of Agriculture. Glen Whipple, director, University of Wyoming Extension, University of Wyoming, Laramie, Wyoming 82071.*

*Persons seeking admission, employment, or access to programs of the University of Wyoming shall be considered without regard to race, color, religion, sex, national origin, disability, age, political belief, veteran status, sexual orientation, and marital or familial status. Persons with disabilities who require alternative means for communication or program information (Braille, large print, audiotape, etc.) should contact their local UW Extension office. To file a complaint, write to the UW Employment Practices/Affirmative Action Office, University of Wyoming, Department 3434, 1000 E. University Avenue, Laramie, WY 82071.*



# November 2019



Sun

Mon

Tue

Wed

Thu

Fri

Sat

					1	2
3	4	5	6	7	8 Young Producers Day (See pg. 9)	9
10	11	12	13	14 HDC Meeting 6:30pm @ WWCC Room #1309	15 4-H Achievement Night 6:00pm@ WWCC Atrium	16
17	18	19 Fairboard Meeting 7:00pm	20	21 Young Producers Day (See Pg. 10)	22 Winter Poultry Series (see pg. 11)	23
24	25	26	27 Extension Office Closed	28 Extension Office Closed 	29 Extension Office Closed	30



# DECEMBER 2019



Sun

Mon

Tue

Wed

Thu

Fri

Sat

1	2	3	4 Winter Poultry Series (see pg. 11)	5	6 Little Shoppers Extravaganza 3:00pm-8:00pm @ WWCC Atrium	7
8	9	10	11	12	13	14
15	16	17	18	19	20	21
22	23	24	25 	26	27	28
29	30 Extension Office Closed	31				

Extension Office Closed for Holidays 



Sweetwater County Office

2500 College Drive

Rock Springs, WY 82901

307-352-6775

mgiffor2@uwyo.edu


**RETURN SERVICE REQUESTED**

**PRESORT STANDARD**


**US POSTAGE PAID**

**Rock Springs, WY**

**PERMIT # 2**



We are  
Thankful for  
YOU!



*Issued in furtherance of extension work, acts of May 8 and June 30, 1914, in cooperation with the U.S. Department of Agriculture. Glen Whipple, director, University of Wyoming Extension, University of Wyoming, Laramie, Wyoming 82071.*

*Persons seeking admission, employment, or access to programs of the University of Wyoming shall be considered without regard to race, color, religion, sex, national origin, disability, age, political belief, veteran status, sexual orientation, and marital or familial status. Persons with disabilities who require alternative means for*