

# the CLOVER CHATS



## INSIDE THIS ISSUE

UW Extension Information.....	2
State & Regional Events.....	5
Master Gardener.....	30
Cent\$ible Nutrition.....	31
Extension Calendars.....	33

## SPECIAL POINTS OF INTEREST

- How to Become a 4-H Volunteer (page 7)
- 4-H Record Book Help (pages 8-23)
- State Fair Results (pages 24-29)

**University of Wyoming Extension  
Sweetwater County  
307-352-6775**

**Winter Hours**

Monday - Friday  
8:00 am - 5:00 pm

**Summer Hours**

(May 15th - August 25th)  
Monday - Friday  
7:30 am - 4:30 pm

**Tracy Meats**

Administrative Assistant  
tmeats@uwyo.edu  
307-350-5098

**Wendy Neilson**

Cent\$ible Nutrition  
wnielson@uwyo.edu  
307-350-5092

**Amanda Romero**

Horticulture Assistant  
abramwe2@uwyo.edu  
307-350-8243

**2500 College Drive, A-700  
Rooms #1341, 1342, 1339, 1336  
Rock Springs, WY 82901**

**State 4-H Website: <http://www.uwyo.edu/4-h/>  
4-H Enrollment: <https://4h.zsuite.org>**

**Sweetwater Co. Extension: <https://wyoextension.org/sweetwatercounty/>**



# *September Birthdays*

**Patty Ann Burton**

**Scott Johnson**

**Montgomery Weaver**

**Isabelle Wasseen**

**Ashton Lucero**

**Rylee Neilson**

**Rebecca Smith**

**Mao Hikosaka**

**Alexis Sagely**

**Myriah Oliver**

**Malachi Spence**

**Isaac Ruiz**

**Eva Vermillion**

**Flint Smith**

**Jaiden Lucero**

**Aurora Baker**

**Kaitlyne Willey**

**Stryker Thoren**

**Jacob Britton**

**Jordin Suhr**

**Brian Dale**

**Kabrin England**

**Jace Kidd**

**Daxton Angelovic**

**Cameron Bowles**

**Brodie Brisko**

**Tinzley Young**

**Gunnison McKinney**

**Cooper Johnson**

## LEADERS

Your Club Charter Renewal, Secretary Book and Treasurer Book are due to the Extension Office on November 30th.

Information will be made available soon, please be watching your emails.

## Record Books Due

**Monday, October 2nd**

Portfolio Website:

<https://4h.zsuite.org/>

If you have any questions please call the Extension Office or visit

[https://www.uwyo.edu/4-h/](https://www.uwyo.edu/4-h/current-members/portfolios/index.html)

[current-members/portfolios/](https://www.uwyo.edu/4-h/current-members/portfolios/index.html)

[index.html](https://www.uwyo.edu/4-h/current-members/portfolios/index.html). Please also bring a

hard copy to the Extension Office.

## Emails

Please note to continue receiving emails from Sweetwater County 4-H after October 1st, please enroll in the new 4-H year. Open enrollment for the 2023-2024 year begins October 1st.

## Open Enrollment

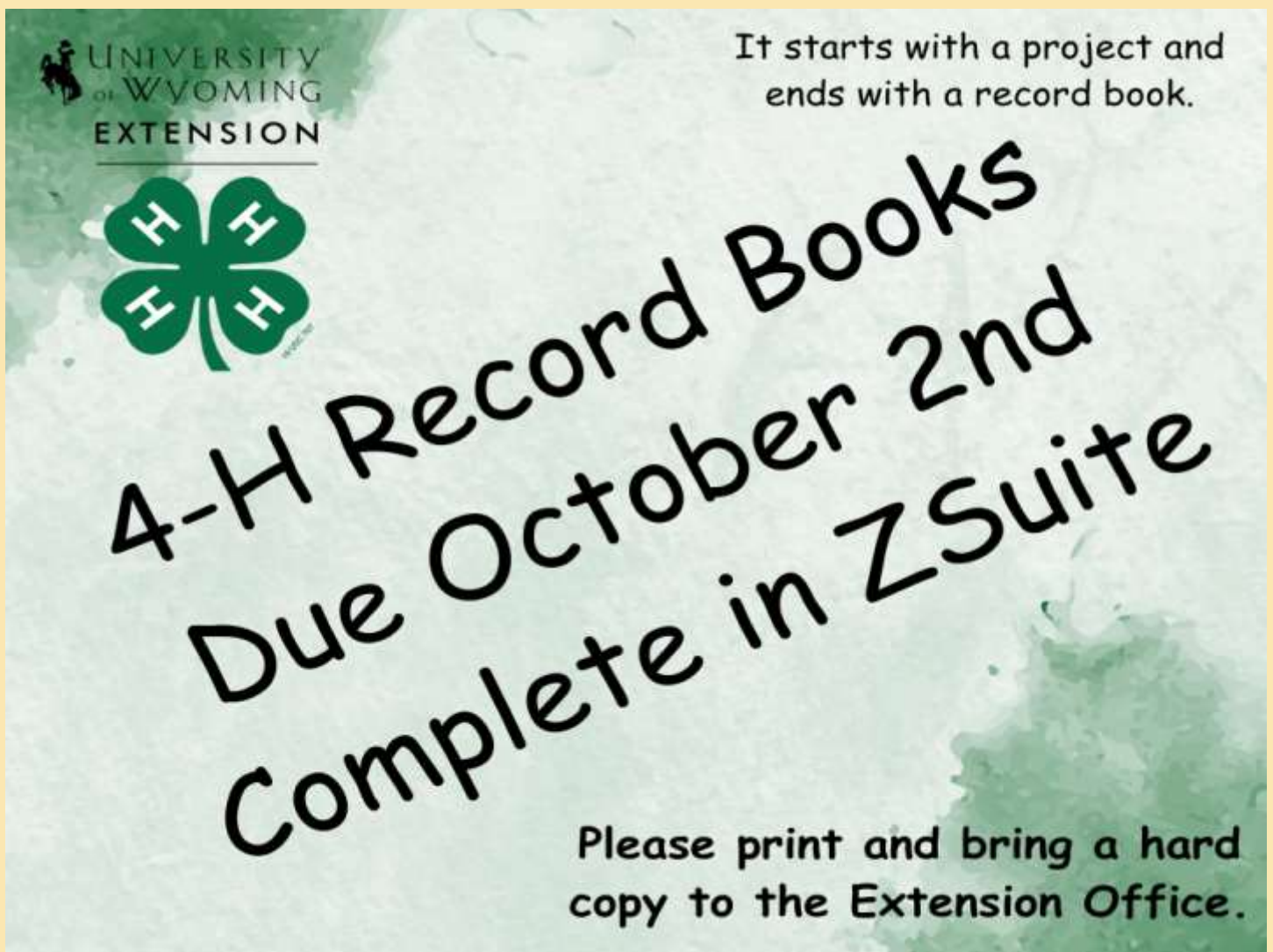
Open Enrollment for the 2023-2024 4-H year opens on October 1st. All members and leaders will have to sign up for the 2023-2024 year to receive emails after October 1st through ZSuites. Sign up through ZSuite, <https://4h.zsuite.org>.

# Wyoming State & Regional Events


(more information online at: <http://uwyo.edu/4-h/>)

**State 4-H Youth Leadership Team:** For more information visit, <https://www.uwyo.edu/4-h/opportunities/state-opportunities/state-leadership-team/index.html>. Applications are due September 8, 2023. This opportunity is open to members 15 to 18 years of age.

**Raton Shooting Sports Award Trip:** September 6th through the 9th



UNIVERSITY  
OF WYOMING  
EXTENSION



It starts with a project and  
ends with a record book.

**4-H Record Books  
Due October 2nd  
Complete in ZSuite**

Please print and bring a hard  
copy to the Extension Office.



**SWEETWATER COUNTY**

 **UNIVERSITY  
OF WYOMING  
EXTENSION**

# **4-H COUNCIL MEETING**



*Let Your Voice Be Heard: Join Our 4-H Council Meeting*



**MONDAY, 9/11/23  
6:30PM**


**At our 4-H Council Meeting,  
you'll have the opportunity to:**

- ☒ Elect Officers
- ☒ Go Over New Business
- ☒ Share Your Ideas and Suggestions
- ☒ Ask Questions

**ROOM 1003, WESTERN WYOMING  
COMMUNITY COLLEGE**

**MORE INFORMATION**

 (307) 352-6775

 [tmeats@uwyo.edu](mailto:tmeats@uwyo.edu)



# MAKE A DIFFERENCE, VOLUNTEER TO HELP YOUTH IN THE WYOMING 4-H PROGRAM.

We have a position for your time, your talents, and your abilities.

## 5 easy steps to change the future of youth!

1

### Enroll in ZSuite.

Does your family have a Zsuite profile?

N

Y

Create a profile at:  
[4h.zsuite.org](http://4h.zsuite.org)

Add a new  
family  
member

2

Complete a training on working  
with youth in 4-H

3

Complete a background check and a driving records check.

4

Meet with our local 4-H Educator.

5

**Get started**

**Enrollment Opens October 1st!**



Give us a call  
307-766-5170



Send us an e-mail  
[4h@uwyo.edu](mailto:4h@uwyo.edu)



Wyoming 4-H



# WHY RECORD BOOKS?

**Good record keeping is a skill you will use your entire life. AND, believe it or not, it CAN be fun!**

4-H Record Books serve a variety of purposes in the 4-H Program. While society has changed, the goals of teaching record-keeping to youth remain the same:

- 4-H Record Books give members an opportunity to reflect on their yearly work. They document their skill development, learning experiences, achievement, and growth.
- 4-H Record Books encourage members to set goals and develop plans to meet those goals.
- Completing a 4-H Record Book is a process where 4-H members record projects and club work. Records management (RM) is an industry-standard practice of identifying, creating, classifying, archiving, and preserving records.
- The 4-H Record Book is an excellent tool to use when applying for college, programs, jobs, and scholarships.
- 4-H Record Books are an educational component of the 4-H Youth Development Program and are an excellent way to complete your 4-H project.



# What do I put in my 4-H record book?

## Leadership Examples

- >led the pledges at 2 club meetings
- >volunteered to wipe all the tables for the Buyer's Luncheon
- >was Recreation Leader this year
- >greeted new members at meetings
- >served food at Buyer's Luncheon
- >helped a younger member clip their sheep
- >coordinated our dance committee

## Awards Examples

- >Club Member of the Month
- >Best 4-H Story in 2022
- >Swine Herdsmanship for 2023

## Community Service Examples

- >painted smile rocks for the community garden
- >Hwy 230 clean-up
- >made St. Patrick's day tray favors for Senior Center
- >donated club money to the Red Cross
- >decorated boxes for the food pantry

## Participation Examples

- >attended six club meetings
- >exhibited at County Fair
- >went to nine archery practices
- >watched "How to Write Your Record Book" tutorial
- >participated in 2 sessions of 4-H Adventure Camp
- >went to two sewing meetings
- >rode the 4-H float at County Fair

Name:

How old were you on January 1st of this year?

Age Division: 8-10 (Junior) 11-13 (Intermediate) 14-18 (Senior)

---



# ZSUITE RECORD BOOK

**1** Project Report

**2** 4-H Involvement

Wyoming 4-H



UNIVERSITY  
OF WYOMING  
EXTENSION





# ZSUITE RECORD BOOK



## Why should you complete a record book?

- Learn to set goals, make plans to achieve those goals, learn to adapt to challenges and obstacles.
- Get practice keeping records.
- Track your activities, events, skill development, expenses, profits, and much more.
- Measure your achievements and growth.
- Use it for scholarships, resumes, or job applications.
- Help earn points towards Honors Club.
- Reflect on how far you've come over the years!



**DON'T WAIT!**



You can add record books in ZSuite at the beginning of the year. Working on your record book during the year helps you remember what happened and makes it less work at the last minute!

## What's In Your Book?

**1**

### PROJECT REPORT

Goals  
Project Plan  
Supplies, Expenses & Income  
Exhibits & Summary  
Project Pictures and Clippings

**Complete for EACH project**

Check ZSuite under "Clubs" tab to see what you're signed up for.

(Market Swine, Breeding Sheep,  
Archery, Photography, Outdoor  
Recreation, etc.)

**2**

### 4-H INVOLVEMENT

4-H Awards & Recognition  
4-H Leadership  
4-H Community Service  
4-H Participation

**Ongoing - Add to it each year**

4-H Story  
4-H Year Pictures & Clippings  
Other Participation

**Complete for current year**







# Adding to a ZSUITE RECORD BOOK

## 1 Project Report



- Log in to ZSuite
  - Choose a member's profile
- Then select "Record Books" from the menu in the left sidebar
- Start by choosing the "Add Record Book" button from the bottom of the list
- The Project Name is how the Record Book will appear in your list.
  - Name it something that helps you stay organized (you will have a Project Report for every project for every year).
  - You need one Project Report record book for every project (market swine, archery, photography, etc) not separate ones for every animal or exhibit you make.
- Fill in the rest of the information from the drop down menus.
  - Project Year and Project End Year will be the same.
  - The dates are when you started and ended the project or the 4-H year (like October 1st to when you turn in your record book)
- Once you save, the Project Report book will appear in the list in the Record Book tab. Use the blue edit pencil to change the Project Name or Dates. Click on the orange title to select it, then choose the "Project Information" button on the left.
- Start with the tabs on the left early in the year! Set goals first, take an inventory, put in expenses and income or even pictures as they happen! Then finish off your book by filling in your summary at the end of the year.



# Your First ZSUITE RECORD BOOK

## 2 4-H Involvement



- You also need to add a Record Book for your 4-H Year Involvement.
  - Go to "Add a Record Book" and select "My 4-H Year" in the drop down menu with the Project Report options.
  - Fill in the details for the year you are reporting, then save this record book section.
- You will build on the Involvement Report over the years so you can use the same one every year (or transfer the old information to a new one every year).
- Go through each tab of the report to complete each section.
  - Remember that you will have all your 4-H years in these sections (except the story and pictures). Make sure to add your dates so you can tell what years the activities were from as you add more to them!
  - Fill in community service, 4-H activities etc. as they happen so you don't forget!
- If you don't know what kinds of activities you should include in each section don't hesitate to ask your leaders or the Extension Office for examples!





# Adding to a ZSUITE RECORD BOOK

## 1 Project Report



- Log in to ZSuite
  - Choose a member's profile
- Then select "Record Books" from the menu in the left sidebar
- Start by choosing the "Add Record Book" button from the bottom of the list
- The Project Name is how the Record Book will appear in your list.
  - Name it something that helps you stay organized (you will have a Project Report for every project for every year).
  - You need one Project Report record book for every project (market swine, archery, photography, etc) not separate ones for every animal or exhibit you make.
- Fill in the rest of the information from the drop down menus.
  - Project Year and Project End Year will be the same.
  - The dates are when you started and ended the project or the 4-H year (like October 1st to when you turn in your record book)
- Once you save, the Project Report book will appear in the list in the Record Book tab. Use the blue edit pencil to change the Project Name or Dates. Click on the orange title to select it, then choose the "Project Information" button on the left.
- Start with the tabs on the left early in the year! Set goals first, take an inventory, put in expenses and income or even pictures as they happen! Then finish off your book by filling in your summary at the end of the year.



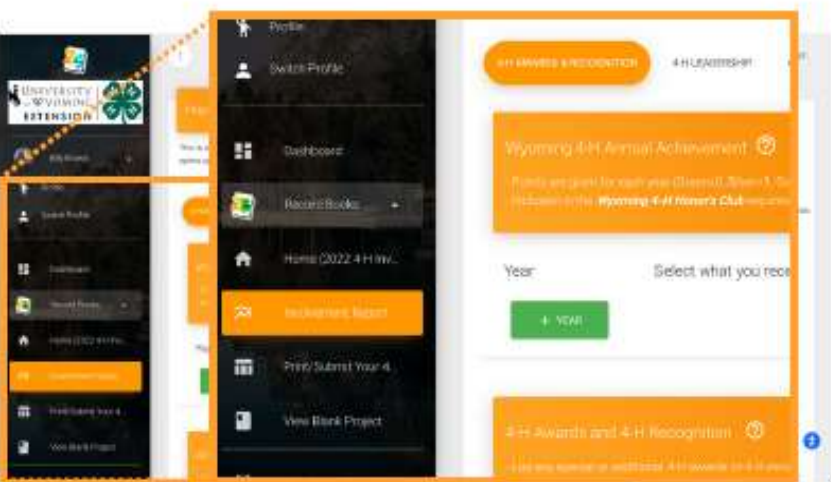
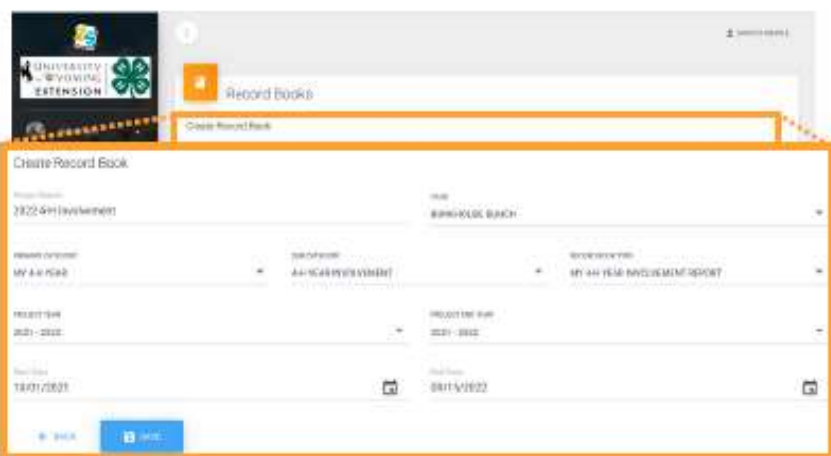
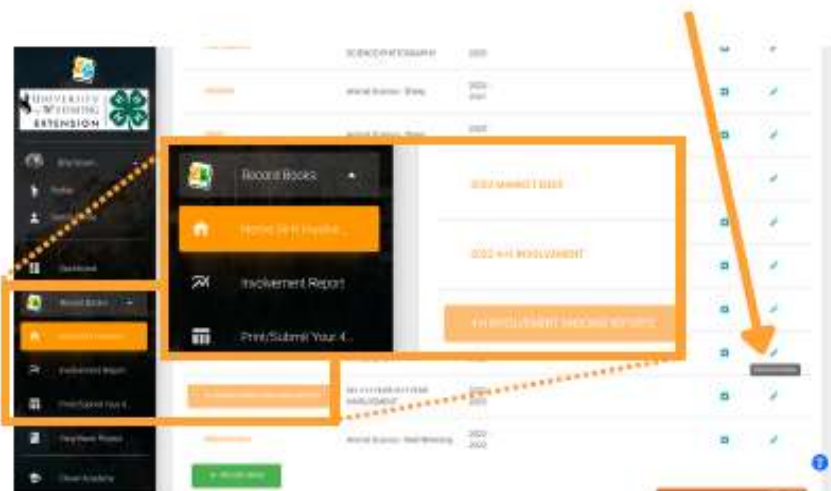


# Adding to a ZSUIE RECORD BOOK

## 2 4-H Involvement



- You also need to update your 4-H Year Involvement Report.
  - Find the My 4-H Year/4-H Involvement Book in your list of Record Books.
  - Click on the blue pencil to update dates to the current year.
- Go through each tab of the report to update or add to each section.
  - Remember that you will have all your 4-H years are combined in these sections (except the story and pictures). Make sure to add your dates so you can tell what years the activities were from as you add more to them! You shouldn't delete or change past years' entries, only add new entries to the report each year.
  - Fill in community service, 4-H activities etc. as they happen so you don't forget!
  - Write a new 4-H Story, and replace the old pictures every year.
    - Remember that these pictures should be different than the ones in your project reports.
  - You also only need to include the current year under the Other Participation Section.
- If you don't know what kinds of activities you should include in each section don't hesitate to ask your leaders or the Extension Office for examples!



# 1 Project Report

# 2SUITE RECORD BOOK



# Goals and Project Plan

You should set SMART goals at the BEGINNING of your 4-H year! You can start by adding record books for each project you will be doing during your 4-H year. These will be your Project Reports. Start working on your record book early! Think about what you've already learned in your projects, and about the things you'd still like to learn. Your goals should GROW with YOU!

Let's make it...



**Specific**  
Choose one thing you want to improve or one skill you want to learn.



**Measurable**  
What will you have at the end to know you reached your goal? Try to make it a number.



**Attainable**  
Think about what you can get done with your 4-H year! Make it reasonable and challenging!



**Relevent**  
Make sure your goal is related to your 4-H project. As you spend more years in a project, make your goals more challenging.



**Time-Bound**  
Give yourself a timeline. You can have a short-term goal you finish in a couple weeks or months. Or a long-term goal that takes you all year.

Let's try it!

Practice writing a SMART goal...

---

---

---

Then make a Plan...

Some things to consider:

- Going to 2 practices a week.
- Watching videos online.
- Asking a leader, parent, sibling, or friend for help (especially for Juniors).
- Marking days on your calendar so you don't forget to keep working on the goal.
- Finding a friend with the same goal to help keep you going.
- **THE LIST GOES ON!**
- Going to monthly project meetings.
- Attending a clinic or a camp.

Talk about specific things you want to do to help you reach each of your goals! As the year goes on think about how your plan has gone. Whether it went well you you needed to make changes.



Wyoming 4-H UNIVERSITY OF WYOMING EXTENSION





# 1 Project Report

## 2SUITE RECORD BOOK



Supplies  
Costs/Income

GOALS

SUPPLIES

EXPENSES/INCOME



At the beginning of the year:

- What do you already have? Things you use for your project every year, such as:
  - Archery - your bow, arrows, gloves, quivers things you keep for years
  - Livestock - feed buckets, blowers, stands, breeding animals you keep
  - Visual Arts - paint brushes, markers, household items you use that you already have on hand
- If it's your first year in a project, you might not have much on hand already. If you've done the project before, look at what you had on hand or bought in previous years. Do you still have those things? They should be listed under your equipment.

SUPPLIES

EXPENSES/INCOME

SUMMARY



Throughout the year:

- What do you still need? Things you needed to buy during the year, such as:
  - Archery - New fletching for arrows, new quivers, if you bought a bow
  - Livestock - Feed, fitting supplies, new show sticks, any market or new breeding animals you got this year
  - Visual Arts - canvases, new paints, poster boards
- Expenses can also include any classes, clinics, or camps you paid to attend for your project.

Throughout or at the end of the year:

- Income is where you'll put anything you sold, gave away or kept for yourself.
  - Did you sell an animal? This could be a market animal or through your breeding program.
  - Did you sell any crafts? At a craft fair, to friends or family, etc.
  - Did you give away any supplies to someone else? If it's your last year in a project or you replaced old supplies you can put if you gave away or donated old supplies.
  - Did you keep anything for yourself? Include if you kept a market animal for your family, made a piece of art or piece of equipment that you kept or will use for yourself.

Wyoming 4-H

UNIVERSITY  
OF WYOMING  
EXTENSION





# 1 Project Report

## ZSUITE RECORD BOOK



## Summary

EXPENSES/INCOME

SUMMARY

PICTURES



### What did you learn this year?

- Go back to the goals you set for yourself at the beginning of the year.
  - What specific things did you do to help you accomplish your goals?
  - What challenges did you have?
  - Did your goals change during the year?
  - Did you create more goals throughout the year?
  - What skills did you learn?
  - Who helped you?
  - Where did you find information?
- What activities did you do for the project?
  - How many practices/project meetings did you attend?
  - Did you do any workshops, clinics, jackpots, shows, competitions, or fairs for the project?
- Explain the skills or knowledge you gained from participating in this project this year.
  - I learned how to...
    - compare cost of different brands of ingredients.
    - control my breathing to improve my shooting accuracy.
    - use acrylic paints on ceramic.
    - ...etc.
- How will you apply what you learned to other areas or to future years in the project?



Exhibit ☺

Not all sharing experiences will have a placing/award.

### What did you exhibit or share for your project?

- These will include:
  - indoor/static exhibits during fair
  - showing your animals
  - giving presentations on your project
- You should put a ribbon or placing if you got one, but other awards you got for your exhibits should go in the awards section (if you got a ribbon for your class and were an overall champion, just the class ribbon goes here)..







The Involvement Report will be added to every year  
(All your 4-H years should be in one Involvement Report).  
You can use the same Involvement Report every year or add previous years.

## Annual Achievement Points (Gold, Silver, or Green).



- Usually you receive Achievement Points based on your Record Book. For the current year, you can select "None" from the list. You can edit this after you receive your Achievement Level.



- The year is the calendar year you are turning in your record book or receiving the Achievement Level.



- The Involvement Report can be added to every year, so once you get your Level, you can add it to your book so you don't forget for next year.

## 4-H Awards and Recognition

- Project placing ribbons (Purple, Blue, First, Second, etc.) should go in the Project Report they go with. Only list additional awards like Overall Champion, Best of Show, Outstanding Overall Exhibit, etc.
- Other awards that could go here:
  - Cash Awards, Scholarships
  - Seals, Certificates
  - Plaques, Trophies, Belt Buckles
  - Trip Awards

\*\*\*Don't leave blanks, put "N/A" if needed







The Involvement Report will be added to every year  
(All your 4-H years should be in one Involvement Report).  
You can use the same Involvement Report every year or add previous years.

## Leadership comes in many forms!

For younger members it can be as simple as leading a pledge, or seconding a motion.

Make sure your leadership responsibilities GROW with you



## Leadership Types



- **Volunteer:** These are things you have signed up for or asked to do. Giving presentations, making motions, public speaking, helping with workshops or programs, judging events, or fairs.



- **Appointed:** Things you've been asked to do, like if you're asked to lead a pledge, or join a committee.



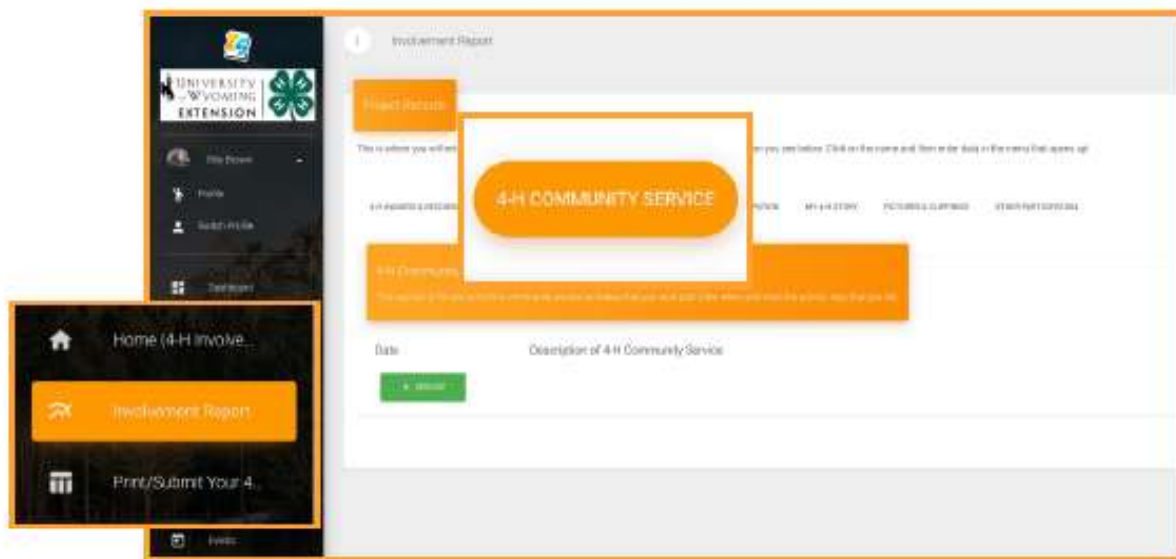
- **Elected:** Responsibilities people voted for. Usually this is holding a 4-H office like club secretary, president, etc. You can include just being nominated or running for an office (especially if it's your first time) as an appointed leadership role.

Don't just put a general activity, explain how the role applies to leadership. Don't forget dates to show your progress over the years!

\*\*\*Don't leave blanks, put "N/A" if needed



The Involvement Report will be added to every year  
(All your 4-H years should be in one Involvement Report).  
You can use the same Involvement Report every year or add previous years.



## Using your "hands for larger service"

- These are all the things you did during the year to help others out, without getting anything in return.
  - These can be things you do with your club, as a county, or on your own. Make sure you describe what you did, how much was collected, how many people helped or how many people received help! You might do some of the same activities every year so don't forget to put dates on your activities.



## Some ideas:

- Donate to or volunteer at a soup kitchen, food pantry, animal shelter, disaster relief efforts, or other donation based charities
- See if you can make cards or spend time at a senior center or hospital
- Help with a road side clean up, or park or fairgrounds clean-up
- Adopt a family during the holidays (Make/donate meals, Angel Trees, Valentines, Easter Baskets, May Day, etc.).

\*\*\*Don't leave blanks, put "N/A" if needed







The Involvement Report will be added to every year  
(All your 4-H years should be in one Involvement Report).  
You can use the same Involvement Report every year or add previous years.



Show what you've done this year!

- List all the activities you've done at the club, county, state, or national level.

## Club Activities:

- Attending club meetings (save space and put how many you attended in one line), Club holiday parties, Club fundraisers

## County Activities (activities with multiple clubs in your county) :

- Helping or participating in a 4-H carnival, County Fair, County Contest, Achievement Programs, County Project Meetings, Workshops, Classes or Clinics.

## State Activities (activities with multiple counties):

- State Contests like Showcase Showdown, State Fair, State Shoot/Raton, Judging Contests, etc. WYLE, State Leaders Conference or other State events

## National Activities (activities with multiple states participating):

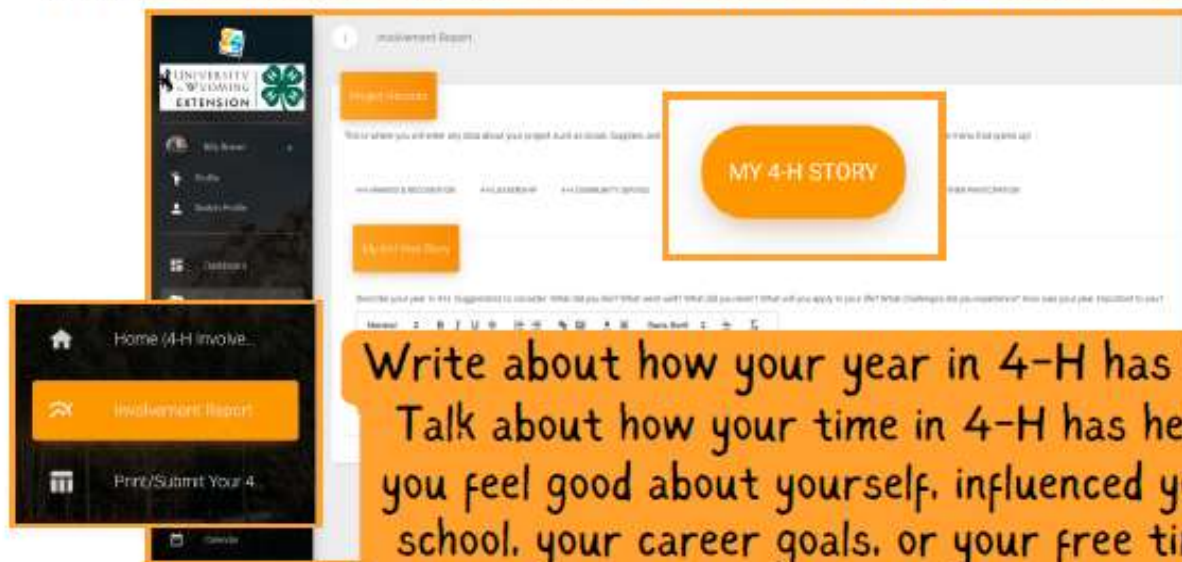
- Citizenship or Leadership Washington Focus, National 4-H Congress, Western National Roundup, NILE, etc.

\*\*\*Don't leave blanks, put "N/A" if needed





You should write a new story each year. It could follow the same general outline, but make sure you tell this year's story, and it's not the same story every year. This is a story, don't just write one or two lines. Show your growth!



## Some things you can include in your story:

- Introduce yourself:
  - Your name, what grade you're in, how many years you've been in 4-H.
- Highlights from your 4-H projects and activities (what did you enjoy, what didn't go like you thought it would, what might you do differently next year?)
- What did you enjoy most about your 4-H year?
- What was the most successful part of your 4-H year?
- What did you learn in 4-H this year (that you maybe haven't talked about as part of your projects)?
- Did you have any challenges? What happened? What did you do?
- What leadership or community service or other activities did you learn the most from?
- Did you use the things you learned in 4-H in other parts of your life?
- How was this year important to you?
- What are your future plans in 4-H? What are your future plans for school or for a career?





# *2023 State Fair Results*

## **Brohdan Flores' Results in Swine:**

- Overall Grand Champion of the Champion of Champions Showcase
- Intermediate Reserve Champion Swine Showmanship
- Grand Champion Overall Market Hog\*
- Grand Champion Dark Cross
- Reserve Grand Champion Light Cross

## **Izabelle Pedri's Results in Horse with her horse Peptolena Gin Badger:**

- 1<sup>st</sup> Place 4 and Over Halter Mares
- Overall Grand Champion All Halter Mares
- Grand Champion Intermediate Hunter Under Saddle (English Pleasure)
- Reserve Grand Champion Intermediate Western Pleasure
- Reserve Grand Champion Western Riding
- 3<sup>Rd</sup> Place Intermediate Showmanship
- 3<sup>rd</sup> Place Hunter Seat Equitation (English Equitation)
- 7<sup>th</sup> in Barrels with a time of 20.08
- 7<sup>th</sup> in Poles 28.02

## **Taylor Hernandez's Results with her dog Glissy and Fashion Revue Results:**

- 3rd in Obedience
- 2nd in Agility
- 9th in Rally
- 8th in Confirmation
- Intermediate Reserve Champion Ready to Wear Fashion Revue

## **Samuel Walker's Results in Poultry:**

- 4-H Senior Reserve Champion Poultry Showmanship
- FFA Senior Grand Champion Poultry Showmanship
- 2<sup>nd</sup> Place Feather Legged Breeds for his Rooster
- Reserve Champion Feather Legged Breed for his Hen

## **Colten Walker's Results in Poultry:**

- 5<sup>th</sup> Place Poultry Showmanship

## **Thatcher Walker's Results in Poultry:**

- 4<sup>th</sup> Place Feather Legged Breeds for his hen

## **Brianna Dale's Results with her Breeding Swine:**

- 2<sup>nd</sup> Place in her Breeding Swine Class

# *2023 State Fair Results*

## **Stetson Rothlisberger's Results in Beef:**

- Overall Reserve Champion of the Champion of Champions Showcase\*\*
- Senior Grand Champion Beef Showmanship
- Open Beef Show, Reserve Supreme Champion Female
- Junior Beef Show Reserve Supreme Champion Female

## **Haylee Boodleman's Results in Sheep:**

- 3rd Overall Junior Sheep Showmanship
- 9<sup>th</sup> Place Whiteface Market Lamb Class

## **Aubrey Boodleman's Results in Breeding Sheep:**

- 9<sup>th</sup> Place Commercial Crossbred Wether Type, Ewe Lamb
- 10<sup>th</sup> Place Blackface Market Lamb Class

## **Brystoll Gines' Results in Market Beef:**

- 4th Place Black Angus Market Beef Class
- Reserve Champion Shorthorn Market Class
- Overall Reserve Champion Shorthorn

## **Dawson Bernard's Results in Market Swine:**

- Reserve Champion Yorkshire Market Swine
- 5<sup>th</sup> Place Market Swine Jackpot Show Class

## **Madison Bernard's Results in Market Swine:**

- 1<sup>st</sup> Place Wyoming Bred and Fed Market Class
- 3<sup>rd</sup> Place Dark Crossbred Market Swine Class
- 1<sup>st</sup> Place Market Swine Jackpot Show Class
- 2<sup>nd</sup> Place Berkshire Market Swine Class

## **Static Exhibit Results:**

Tinzley Young— 1st place Junior Geology Project and Geology Division Champ

Stetzen Young — 1st place Intermediate Electricity Project

Brooklyn Dale — 1st place Junior Rifle Project

Sadie Woodward—1st place Intermediate Quilting Project

Brandon Dale — 2nd place Senior Rifle Project

Tinzley Young — 2nd place Junior Crocheting





State  
Fair  
2023





State  
Fair  
2023








State  
Fair  
2023






State Fair 2023







# HORTICULTURE SERVICES

*Need assistance with a problem in your yard or are you interested in becoming a Master Gardener?*

*University of Wyoming  
Extension Office*

*Sweetwater County  
(307) 352-6775 or (307) 350-8243  
abramwe2@uwyo.edu*

## **WE OFFER :**

- ✓ Phone and on-site yard help with questions
- ✓ Handouts and horticulture knowledge
- ✓ Community Master Gardener group
- ✓ Diagnose and recommend treatments for insects and diseases and soil problems
- ✓ Plant and weed identification help
- ✓ Pesticide testing





# Living Healthy is more fun with friends. Connect with us!

Discover new recipes, ideas for staying active, and community with CNP! You can find CNP online in whichever way you like to connect: Facebook, Pinterest, website, and e-newsletter.

## Cent\$ible Nutrition Program



[uwyo.cnpp.org](http://uwyo.cnpp.org)



[www.facebook.com/UWCNP](https://www.facebook.com/UWCNP)



[www.pinterest.com/uwyocnp](https://www.pinterest.com/uwyocnp)



[bit.ly/cnp-newsletters](http://bit.ly/cnp-newsletters)

For more information on Cent\$ible Nutrition Classes contact Wendy Nielson, Sweetwater County Cent\$ible Nutrition Program Coordinator, at 307-352-6775 or 307-350-5092 or [wnielson@uwyo.edu](mailto:wnielson@uwyo.edu).



Recipe from the Cent\$ible Nutrition Program. Learn how to save money, cook quick and healthy meals, and stretch your food dollar by contacting your local CNP educator. 1-877-219-4646 | <https://uwyo.cnpp.org/> | [cnp-info@uwyo.edu](mailto:cnp-info@uwyo.edu)

This material was funded by USDA's Supplemental Nutrition Assistance Program - SNAP. This institution is an equal opportunity provider. This material was funded by USDA's Expanded Food and Nutrition Education Program-EFNEP. USDA is an equal opportunity provider and employer.



### Clover Chat Additions

There is always space in the Clover Chats for important information you would like to share with all 4-Hers. If you have an activity, club meeting, event or community service opportunity, etc... coming up, please send an email to [tmeats@uwyo.edu](mailto:tmeats@uwyo.edu) with the information/contact and it will be included. Emails can also be sent out to everyone or certain clubs, especially if the date conflicts with the production of this newsletter.

Please log-in to ZSuites and the Sweetwater County 4-H Facebook Page regularly so that you don't miss out on important announcements.

# September 2023

SUN	MON	TUE	WED	THU	FRI	SAT
					1	2
3	4 Extension Office Closed 	5	6	7 Extension Office Closed	8	9
10	11 4-H Council Meeting 6:30pm, Room 1003 at the College	12	13	14	15	16
17	18	19	20	21	22	23
24	25	26 Fair Board Meeting, 7pm Mtg. Room Extension Of- fice Closed 12pm—5pm	27	28	29	30



# October 2023

SUN	MON	TUE	WED	THU	FRI	SAT
1 4-H Open Enrollment Begins National 4-H Week Begins	2 <b>Record Books are Due!</b>	3	4	5	6	7
8	9	10	11	12	13	14
15	16	17	18	19	20	21
22	23	24 Fair Board Meeting, 7pm Meeting Room	25	26	27	28
29	30	31 				

# November 2023

SUN	MON	TUE	WED	THU	FRI	SAT
			1	2	3	4
5	6	7	8	9	10	11
12	13	14	15	16	17	18
19	20	21	22	23	24	25
				Extension Office Closed—Holiday 		
26	27	28 Fair Board Meeting, 7pm Meeting Room	29	30 Club Charter Renewals are Due!		





Extension  
Sweetwater County

PRESORT STANDARD  
US POSTAGE PAID  
Rock Springs, WY  
PERMIT # 2

**Sweetwater County Extension Office**  
**2500 College Drive A-700**  
**Rooms #1336, 1339, 1341, 1342**  
**Rock Springs, WY 82901**  
**307-352-6775**



*Issued in furtherance of extension work, acts of May 8 and June 30, 1914, in cooperation with the U.S. Department of Agriculture.  
Kelly Crane, Director, University of Wyoming Extension, College of Agriculture and Natural Resources, University of Wyoming Extension, University of Wyoming, Laramie, Wyoming 82071.*

*The University of Wyoming is an equal opportunity/affirmative action institution.*

*Trade or brand names used in this publication are used only for the purpose of educational information. The information given herein is supplied with the understanding that no discrimination is intended, and no endorsement information of products by the University of Wyoming Extension is implied. Nor does it imply approval of products to the exclusion of others, which may also be suitable.*

*Be aware that due to the dynamic nature of the World Wide Web, Internet sources may be difficult to find. Addresses change and pages can disappear over time. If you find problems with any of the listed Web sites in this publication, please contact Tracy Meats, University of Wyoming, (307) 352-6775 or [tmeats@uwyo.edu](mailto:tmeats@uwyo.edu).*